

# **SINGER**

## **400W10**

# LIST OF PARTS



MACHINE No. 400w10

---

THE SINGER MANUFACTURING COMPANY

## INDEX

---

	Page
Accessories .....	13
Bobbin Winders .....	13-14
Knee Lifter .....	15
Machine No.400w10 .....	5
Numerical List of Parts .....	17

From the library of: Diamond Needle Corp

Copyright, U. S. A., 1940, 1946 and 1947  
by The Singer Manufacturing Co.  
All Rights Reserved for all Countries

# INSTRUCTIONS FOR ORDERING

In ordering from this list, use ONLY the PART number in the FIRST column.

The number stamped on a Sewing Machine Part is the number of the Single Part only, except when the part includes Set Screws, Clamping Screws, Studs and Rollers Spun on, Small Wires riveted, or Parts soldered together, etc., which it is necessary to furnish in combination.

Every combination of parts sent out has its specific number which, although not stamped on Parts (except in above case), must be used when ordering the combination.

Each number always indicates the SAME PART in whatever list it appears, or for whatever Machine.

The letters after some of the numbers indicate the style of finish only, as follows:

- A. Hardened, Polished, Nickel Plated and Buffed.
- B. Polished, Nickel Plated and Buffed.
- C. Hardened only.
- D. Polished only.
- E. Soft, not polished.
- F. Hardened and Polished.
- H. Blued.
- J. Nickel Plated only.
- R. Merlized.
- X. Black Oxide.
- XC. Hardened and Black Oxide.
- Y. Black Nickel only.

These letters MUST BE USED when they appear in the list and AFTER the number, as in the list.


In this series:  
 200001 to 201500 and 350001 to 351500 are Screw Numbers.  
 201501 to 201800 and 351501 to 351800 are Nut Numbers.  
 201801 to 202000 and 351801 to 352000 are Roller Numbers.  
 202001 to 350000 are Numbers of Machine Parts.

The figures in the second column refer only to the plate in which the illustration of the part is shown and are NOT TO BE USED in ordering.

Two or more numbers over a cut indicate that the difference between such parts is not visible in an illustration.

Parts marked with an asterisk (\*) are furnished when repairs are made at the factory.

## LIST OF PARTS COMPLETE FOR



### MACHINE No. 400w10

DIFFERENTIAL FEED

DOUBLE ROTARY TAKE-UP      HIGH SPEED  
 SINGLE NEEDLE              LOCK STITCH

Has Two Independently Adjusted Feed Motions, For Stitching

Knit Goods and Other Stretchy Material

No.	Plate	Name
*270001	----	Arm
270002	18368	" Cover Plate (back)
200041X	18368	" " " Screw (2)
204235	18368	" Position Pin (2)
200004E	18368	" Screw (3)
202005	18368	" " Washer (3)
*270084	18301	" Shaft
270177	18301	" " 270084 with 200333C, 200378C, 270005 and 270099
270004	18301	Arm Shaft Ball Bearing (back)
270005	18301	" " " " (front)
270167	18301	" " Connection Belt

From the library of: Diamond

No.	Plate	Name
270168	18301	Arm Shaft Connection Belt Pulley and Rotary Take-up Driving Pulley with 200363AL, 350492C and three 214206
350492C	18301	Arm Shaft Connection Belt Pulley Position Screw
200363AL	18301	Arm Shaft Connection Belt Pulley Set Screw
214206	18301	Arm Shaft Connection Belt Pulley Spring Flange
270104	18301	Balance Wheel (belt groove 1-13/16 in. diam.) with two 200354AL
270105	18301	Balance Wheel 270104 with 270004, 270123 and two 350503H
270106	18301	Balance Wheel "V" belt groove (outside diam. of belt groove 0.9 in.) with two 200354AL
270107	18301	Balance Wheel 270106 with 270004, 270102 and two 350503H
Note: Balance Wheel 270107 is furnished with this machine unless otherwise specified on order.		
270102	18301	Balance Wheel Cap
270123	18301	" " " "
350503H	18301	" " " Screw
200354AL	18301	" " " Set Screw
*270501	-----	Bed
270502	18368	" Slide
270144	18307	Face Plate
350503H	18307	" " " Screw (5)
270505	18366	Feed (back) Bar
270012	18366	" " " Center (2)
200394C	18366	" " " " Set Screw
52266	18366	" " " Slide Block
52267	18366	" " " " " 52266 with 125060
270506	18366	Feed (back) Bar Slide Block Crank with 52267 and 200040E
200040E	18366	Feed (back) Bar Slide Block Crank Pinch Screw
*125060	18366	Feed (back) Bar Slide Block Stud
270013	18366	" " " Driving Connection
270014	18366	" " " " " 270013 with 270016
270015	18366	Feed (back) Driving Connection Crank with 200040E
200040E	18366	Feed (back) Driving Connection Crank Pinch Screw
200545C	18366	Feed (back) Driving Connection Hinge Screw
201522E	18366	Feed (back) Driving Connection Hinge Screw Nut
270016	18366	Feed (back) Driving Connection Needle Bearing
270017	18367	Feed (back) Driving Eccentric
270507	18367	" " " " Adjusting Disc

No.	Plate	Name
270508	18367	Feed (back) Driving Eccentric Adjusting Disc Spring
270509	18367	Feed (back) Driving Eccentric Adjusting Disc Spring Stop Washer
201403H	18367	Feed (back) Driving Eccentric Adjusting Disc Spring Stop Washer Screw (2)
240231	18367	Feed (back) Driving Eccentric Friction Gib
200369C	18367	Feed (back) Driving Eccentric Friction Gib Adjusting Screw
350101C	18367	Feed (back) Driving Eccentric Friction Gib Adjusting Screw Set Screw
270510	18367	Feed (back) Driving Flange with 200333C, 200346C, two each 200369C and 350101C
200333C	18367	Feed (back) Driving Flange Position Screw
200346C	18367	Feed (back) Driving Flange Set Screw
270511	18366	" " " Rock Shaft with two 200394C
270022	18366	Feed (back) Driving Rock Shaft Center (2)
350277C	18366	Feed (back) Driving Rock Shaft Center Set Screw (2)
270512	18366	Feed (front) Bar
270513	18366	" " " " Hinge Pin
350101C	18366	" " " " " Set Screw
52266	18366	" " " " Slide Block
52267	18366	" " " " " 52266 with 125060
270526	18366	Feed (front) Bar Slide Block Crank with 52267 and 200040E
200040E	18366	Feed (front) Bar Slide Block Crank Pinch Screw
*125060	18366	Feed (front) Bar Slide Block Stud
270514	18366	" " " Driving Connection
270515	18366	" " " " " 270514 with 270016
270015	18366	Feed (front) Driving Connection Crank with 200040E
200040E	18366	Feed (front) Driving Connection Crank Pinch Screw
200545C	18366	Feed (front) Driving Connection Hinge Screw
201522E	18366	Feed (front) Driving Connection Hinge Screw Nut
270016	18366	Feed (front) Driving Connection Needle Bearing
270017	18367	Feed (front) Driving Eccentric
270517	18367	" " " " " Adjusting Disc
270508	18367	Feed (front) Driving Eccentric Adjusting Disc Spring
270509	18367	Feed (front) Driving Eccentric Adjusting Disc Spring Stop Washer

From the library of Diamond Needles

No.	Plate	Name
201403H	18367	Feed (front) Driving Eccentric Adjusting Disc Spring Stop Washer Screw (2)
240231	18367	Feed (front) Driving Eccentric Friction Gib
200369C	18367	Feed (front) Driving Eccentric Friction Gib Adjusting Screw
350101C	18367	Feed (front) Driving Eccentric Friction Gib Adjusting Screw Set Screw
270527	18367	Feed (front) Driving Flange with 200333C, 200346C, two each 200369C and 350101C
200333C	18367	Feed (front) Driving Flange Position Screw
200346C	18367	Feed (front) Driving Flange Set Screw
270518	18366	" " " Rock Shaft with 350101C
270022	18366	Feed (front) Driving Rock Shaft Center (2)
350277C	18366	Feed (front) Driving Rock Shaft Center Set Screw (2)
270505	18370	Feed Dog (back)
270504	18370	" " (front)
50117E	18370	" " Screw (4)
270013	18366	" Lifting Connection
270014	18366	" " " 270013 with 270016
200545C	18366	Feed Lifting Connection Hinge Screw
201522E	18366	" " " " " Nut
270016	18366	" " " Needle Bearing
270519	18367	" " Eccentric with 200332C and 201220C
201220C	18367	Feed Lifting Eccentric Position Screw
200382C	18367	" " " Set Screw
270520	18366	" " " Rock Shaft
270022	18366	" " " " Center (2)
350277C	18366	" " " " " Set Screw (2)
270521	18367	Feed Regulating Stud (2)
270522	18367	" " " " Spring (2)
200096E	18367	" " " " " Screw (2)
270045	18306	Knee Lifter Lifting Link
270285	18368	" " " " Connection
200427C	18368	" " " " " Set Screw
200293C	18306	Knee Lifter Lifting Link Hinge Screw
270094	18368	" " " " Rod
270048	18368	" " " " " Connection
200434C	18368	" " " " " " Set Screw
270049	18368	Knee Lifter Rock Shaft with 200427C and 200434C
270050	18306	Needle Bar with 350445F
270124	18306	" " Bushing (lower)

No.	Plate	Name
270261	18306	Needle Bar Bushing (upper)
350489C	18306	" " " " " Set Screw
270053	18306	" " Connecting Link
270054	18306	" " " " " 270053 with 270043
270055	18306	Needle Bar Connecting Link Guide Block
200054E	18306	" " " " " " " " Screw (2)
270143	18306	Needle Bar Connecting Link Hinge Stud with 110985 and 202598
222598	18306	Needle Bar Connecting Link Hinge Stud Oil Packing (wick)
200374C	18301	Needle Bar Connecting Link Hinge Stud Set Screw
270043	18306	Needle Bar Connecting Link Needle Bearing
270100	18306	Needle Bar Connecting Link Thrust Washer
270057	18306	Needle Bar Connecting Stud with 200086C and 202530
202330	18306	Needle Bar Connecting Stud Oil Packing (wick)
200086C	18306	Needle Bar Connecting Stud Pinch Screw
*270099	18301	" " Crank with two 200374C
200333C	18301	" " " " " Position Screw
200378C	18301	" " " " " " Check Screw
270058	18306	Needle Bar Oiling Felt
350445F	18306	" Set Screw
270059	18306	Presser Bar with 176J
270060	18306	" " Bushing
270061	18306	" " Lifter
350442C	18306	" " " " Hinge Screw
270062	18306	" " " " Lifting Releasing Lever Bracket
270095	18306	Presser Bar Lifting Releasing Lever Bracket Spring
270063	18306	Presser Bar Position Guide with 200196E and 350411C
350411C	18306	Presser Bar Position Guide Pinch Screw
270064	18368	Presser Bar Spring
350435C	18368	" " " " " Screw (pressure regulating)
350499XC	18368	Presser Bar Spring Screw Stud
62527	18370	" Foot Hinge Pin
62925	18370	" " Plate
62926	18370	" " Shank
26231	18370	" " Spring
62927	18370	Presser Foot (spring hinged) complete, Nos. 26231, 62527, 62925 and 62926
176J	18306	Presser Foot Screw
270145	18307	Rotary Take-up (large)
210985	18306	" " " " " Position Pin
401D	18307	" " " " " Screw (2)

From the library of: Diarron Needle Corp

No.	Plate	Name
270146	18302	Rotary Take-up (small) with 270147 and 350418C
270068	18302	Rotary Take-up (small) Driving Shaft
270032	18302	" " " " " "
		Ball Bearing (2)
270069	18302	Rotary Take-up (small) Driving Shaft Connection Belt
270072	18302	Rotary Take-up (small) Driving Shaft Pulley with two 200382C
200382C	18302	Rotary Take-up (small) Driving Shaft Pulley Set Screw
270147	18302	Rotary Take-up (small) Thread Cast-off Pin
350418C	18302	Rotary Take-up (small) Set Screw
270148	18307	" " " Guard
350503H	18307	" " " " Screw (2)
270178	18369	Rotating Hook with 143301 and two 1253AL
270179	18369	Rotating Hook 270178 with 143351, 270083 and four 1053E
270172	18369	Rotating Hook 270179 with 40274, 270174 and three 1367E
270173	18369	Rotating Hook 270172 with 52237
270010	18369	" " " Bobbin
52235	18369	" " " " Case
52236	18369	" " " " " 52235 with 591F, 1380E and 40394
40393	18369	Rotating Hook Bobbin Case Hinge, Nos. 2974, 40392 and 125320
270174	18369	Rotating Hook Bobbin Case Holder (chromium plated)
270523	18369	Rotating Hook Bobbin Case Holder Position Bracket
200077D	18369	Rotating Hook Bobbin Case Holder Position Bracket Screw
40392	18369	Rotating Hook Bobbin Case Latch
125320	18369	" " " " " " Lever
2974	18369	" " " " " " " Fulcrum Pin
2975	18369	Rotating Hook Bobbin Case Latch Spring
592E	18369	" " " " " " " Stop Screw
40394	18369	Rotating Hook Bobbin Case Tension Spring
591F	18369	Rotating Hook Bobbin Case Tension Spring Regulating Screw
1380E	18369	Rotating Hook Bobbin Case Tension Spring Screw
52237	18369	Rotating Hook Bobbin Case complete, Nos. 592E, 2975, 40393 and 52236
270175	18369	Rotating Hook Bobbin Case 52237 with 270174
270524	18367	Rotating Hook Driving Shaft
270032	18367	" " " " " Ball Bearing

No.	Plate	Name
270033	18367	Rotating Hook Driving Shaft Bushing with 222598
222598	18367	Rotating Hook Driving Shaft Bushing Oil Packing (wick)
200362C	18367	Rotating Hook Driving Shaft Bushing Set Screw
270169	18367	Rotating Hook Driving Shaft Connection Belt Pulley with 214206 and two 200070C
200070C	18367	Rotating Hook Driving Shaft Connection Belt Pulley Set Screw
214206	18367	Rotating Hook Driving Shaft Connection Belt Pulley Spring Flange
270035	18367	Rotating Hook Driving Shaft Gear (internal teeth) with 200382C and 201220C
201220C	18367	Rotating Hook Driving Shaft Gear Position Screw
200382C	18367	Rotating Hook Driving Shaft Gear Set Screw
270525	18367	Rotating Hook Driving Shaft Oil Lead Wire
270038	18368	Rotating Hook Oil Reservoir Cover
270039	18368	" " " " " Gasket
200041X	18368	" " " " " Screw
		(6)
270155	18367	Rotating Hook Oil Reservoir Oil Gauge
143301	18369	" " " " Wick (felt)
40274	18369	" " " Section
1367E	18369	" " " " Screw
1253AL	18369	" " " Set Screw
270162	18367	" " " Shaft
270163	18367	" " " " Bushing
268258	18367	" " " " " Oil Packing (wick)
350277C	18367	Rotating Hook Shaft Bushing Set Screw
270164	18367	" " " " " End Bearing
201215D	18367	" " " " " " Screw
202423	18367	" " " " " Oil Filter Wick
143349	18367	" " " " " " " Holder
270176	18367	Rotating Hook Shaft Oil Filter complete, Nos. 143349 and 202423
350498E	18367	Rotating Hook Shaft Oil Regulating Screw
270166	18367	Rotating Hook Shaft Bushing complete, Nos. 268258, 270044, 270162 to 270164, 270176, 350498E and two 201215D
270044	18367	Rotating Hook Shaft Thrust Washer
270083	18369	" " " " " Thread Guard
1053E	18369	" " " " " " Screw
143351	18369	" " " " " Wiper
2102	18307	Tension Disc
270076	18306	" " " Releaser (adjustable)
200132E	18306	" " " " Screw

On the library of: Diamond Reeler Corp.

No.	Plate	Name
32572	18307	Tension Releasing Disc
270086	18307	" " Pin
13710	18307	" Spring
50304C	18307	" Stud
52098	18307	" " 50304C with 1560C
50305C	18307	" " Set Screw
1560C	18307	" Thumb Nut
270087	18307	Tension complete, Nos. 13710, 32572, 52082, 52083, 52098, 270086 and two 2102
270096	18307	Thread Guide
236245	18307	" " (lower)
270077	18306	" " (on needle bar bushing)
270149	18307	" " (upper)
350503H	18307	" " Screw (2)
270079	18306	" Pull-off
200196E	18306	" " " Set Screw
270080	18307	" Retainer
200355H	18307	" " Set Screw
270150	18307	" Severing Finger
270151	18307	" " " Guard
350486XC	18307	" " " " Hinge Screw
270156	18307	" " " " " "
		Spring Washer
200567H	18307	Thread Severing Finger Screw
52082	18307	" Take-up Spring
52083	18307	" " " Regulator with 50305C
446C	18307	Thread Take-up Spring Regulator Set Screw
52463	18370	Throat Plate
691F	18370	" " Screw (2)

Genuine "SINGER" Needles should be used in "SINGER" Machines. These Needles and their Containers are marked with the Company's Trade Mark "SIMANCO" 1

Needles in Containers marked "FOR SINGER MACHINES" are NOT "SINGER" made needles. 2

## ACCESSORIES

No.	Plate	Name
50190W	18368	Attachment Thumb Screw
25878	18310	Guide
88 x 1	-----	Needles, six, size 16
*225483	-----	Screw Driver Handle
*250521	-----	" " Blade
250522	18310	Screw Driver (for needle set screw) complete, Nos. 225483 and 250521
228372	18311	Drip Pan with four 3/4 in. wire nails
12361	18310	Machine Hinge Connection
41400	18310	" Rest Pin (wood)
120342	18310	Oiler (copper plated) with 120343
120343	18310	" Spout, 3-1/2 in. long
259477	18310	Screw Driver, 5 in. long, moulded handle

## BOBBIN WINDER

(SWINGING AUTOMATIC, RIGHT HAND)

FOR ROUND BELT DRIVE

Note: 259431 Bobbin Winder is furnished with this machine unless otherwise specified on order.

259428	18312	Brake (leather)
259429	18312	" Clamp
200113F	18312	" " Screw
225453	18312	Frame with 202277 and 259660
225454	18312	" Hinge Pin
202277	18312	" Oil Packing (wick)
259660	18312	" " Well Washer
225455	18312	" Spring
225456	18312	" " Plunger
225368	18312	Pulley with 200380C
200380C	18312	" Set Screw
225381	18312	Spindle
225444	18312	Stop Latch
200056E	18312	" " Screw
225458	18312	" " Thumb Lever
225459	18312	" " " " Hinge Stud
225459	18312	" " " " Joint Stud
202478	18312	" " Trip Lever
200299H	18312	" " " " Hinge Screw
225461	18312	Tension Bracket with 201499H
200082D	18312	" " Screw
228026	18312	" " " Washer
2102	18312	" Disc
13710	18312	" Spring
201499H	18312	" Stud
201577H	18312	" " Thumb Nut

From the library of Diamond Needle Co.



No.	Plate	Name
225462	18312	Bobbin Winder Tension Bracket complete, Nos. 13710, 201572H, 225461 and two 2102
259430	18312	Bobbin Winder and Tension Bracket Base
259431	18312	Universal Bobbin Winder complete, Nos. 200056E, 200082D, 200113F, 200299H, 202478, 225368, 225381, 225444, 225453 to 225456, 225458, 225462, 228026, 259428 to 259430, two each 225459 and wood screws 3/4 in., No. 12, R.H.B.

### BOBBIN WINDER

(SWINGING AUTOMATIC, RIGHT HAND)

FOR "V" BELT DRIVE

259428	18312	Brake (leather)
259429	18312	" Clamp
200113F	18312	" " Screw
225453	18312	Frame with 202277 and 259660
225454	18312	" Hinge Pin
202277	18312	" Oil Packing (wick)
259660	18312	" " Well Washer
225455	18312	" Spring
225456	18312	" " Plunger
259461	18312	Pulley with 200380C
200380C	18312	" Set Screw
225381	18312	Spindle
225444	18312	Stop Latch
200056E	18312	" " Screw
225458	18312	" " Thumb Lever
225459	18312	" " " " Hinge Stud
225459	18312	" " " " Joint Stud
202478	18312	" " Trip Lever
200299H	18312	" " " " Hinge Screw
225461	18312	Tension Bracket with 201499H
200082D	18312	" " Screw
228026	18312	" " " Washer
2102	18312	" Disc
13710	18312	" Spring
201499H	18312	" Stud
201572H	18312	" " Thumb Nut
225462	18312	Bobbin Winder Tension Bracket complete, Nos. 13710, 201572H, 225461 and two 2102
259662	18312	Bobbin Winder and Tension Bracket Base
259462	18312	Universal Bobbin Winder complete, Nos. 200056E, 200082D, 200113F, 200299H, 202478, 225381, 225444, 225453 to 225456, 225458, 225462, 228026, 259428, 259429, 259461, 259662, two each 225459 and wood screws 3/4 in., No. 12, R.H.B.

### KNEE LIFTER

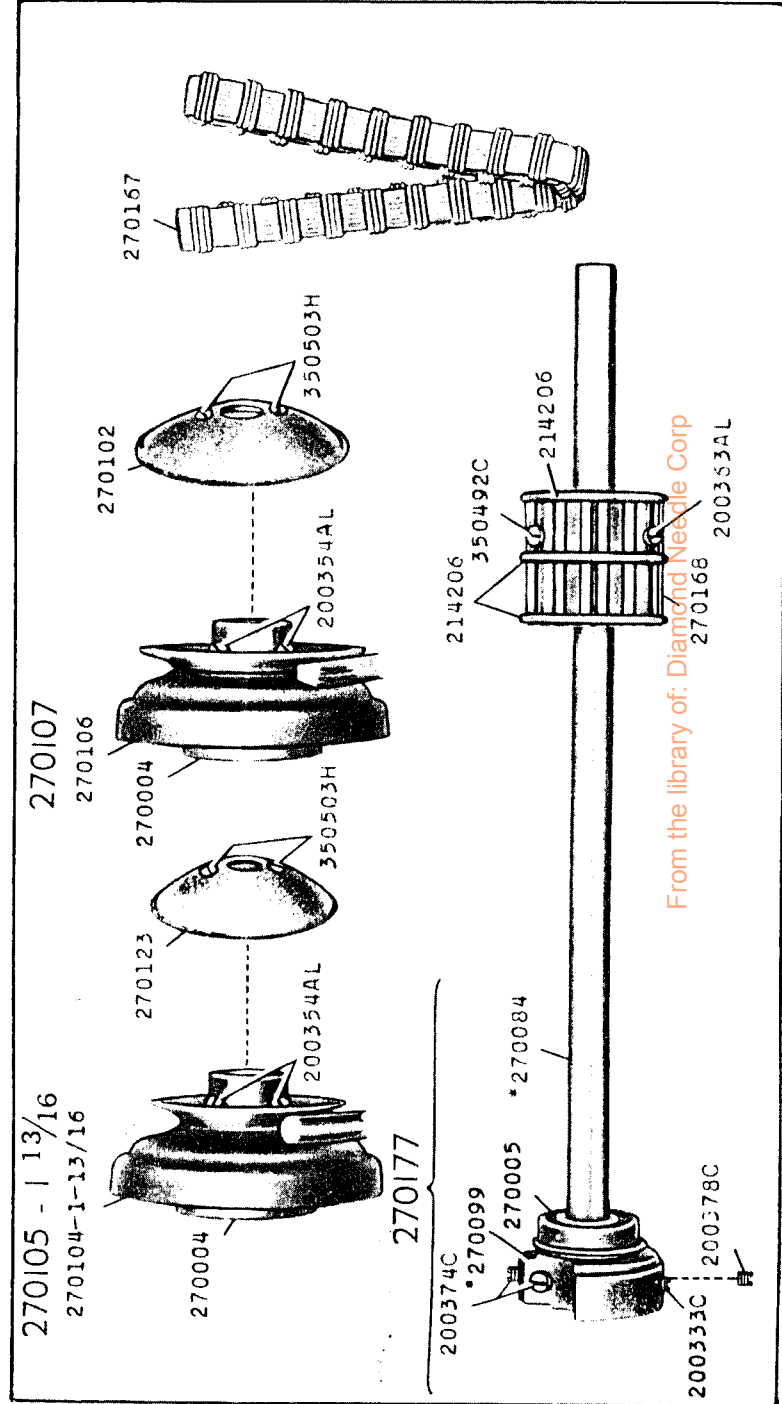
No.	Plate	Name
228360	18311	Rock Lever Bracket with 200347C and three wood screws 7/8 in., No. 12
228361	18311	Rock Lever Bracket 228360 with 228359, 228363, 228367, 228386 and 228455
228359	18311	Rock Lever with two 350231C
228370	18311	" " Extension with 200529C
350231C	18311	" " " Set Screw
228363	18311	" " Hinge Pin
228364	18311	" " Knee Plate with 350231C
228388	18311	" " " " Arm
350231C	18311	" " " " " Set Screw
350231C	18311	" " " " " Set Screw
228455	18311	" " Position Spring
228365	18311	" " Rod
200529C	18311	" " " Set Screw
228386	18311	" " Spring
228367	18311	" " Stop Stud
200347C	18311	" " " " " Set Screw
228371	18311	Knee Lifter Rock Lever complete, Nos. 228361, 228364, 228365, 228370 and 228388

Genuine "SINGER" Needles should be used  
in "SINGER" Machines.  
These Needles and their Containers  
are marked with the  
Company's Trade Mark "SIMANCO" 1

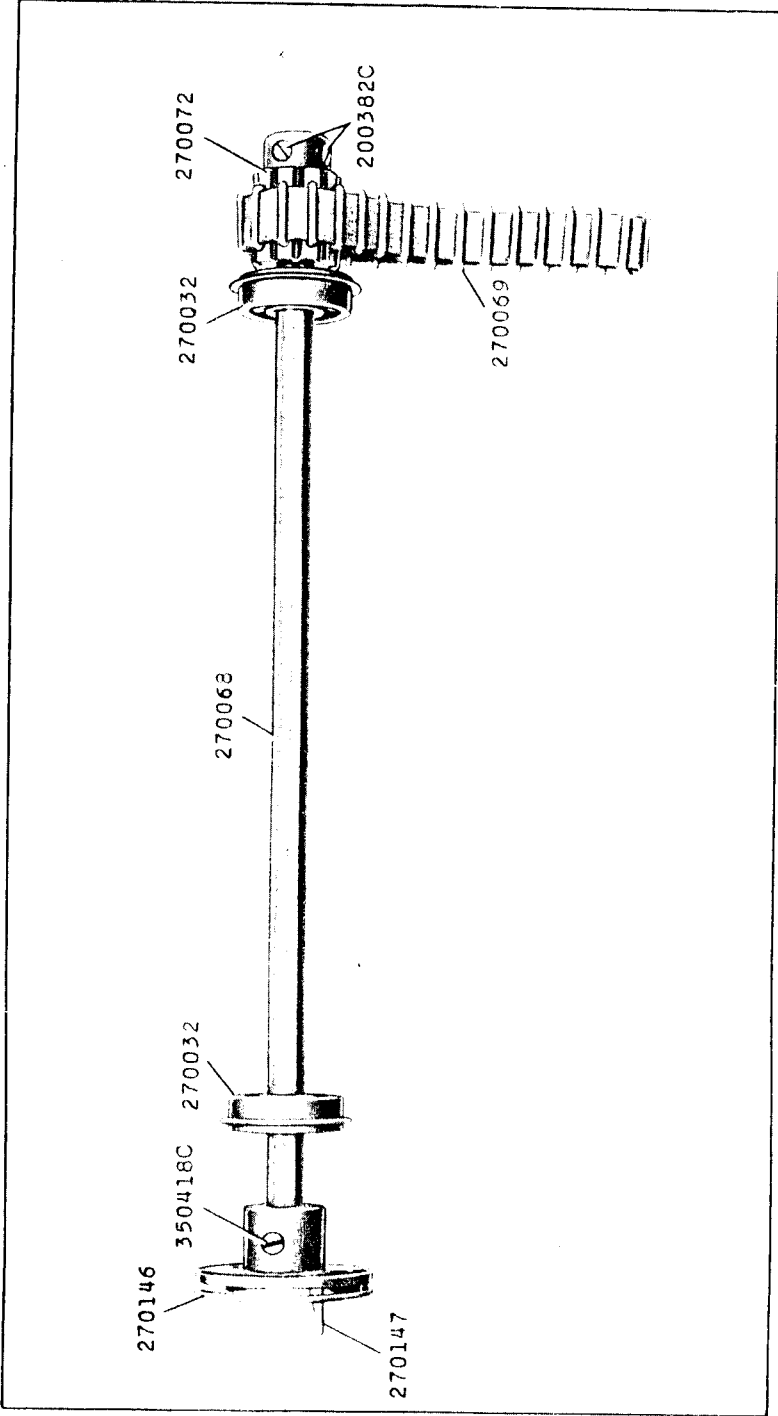
Needles in Containers marked  
"FOR SINGER MACHINES"  
are NOT "SINGER" made needles. 2

Genuine "SINGER" Needles should be used  
 in "SINGER" Machines.  
 These Needles and their Containers  
 are marked with the  
 Company's Trade Mark "SIMANCO" 1

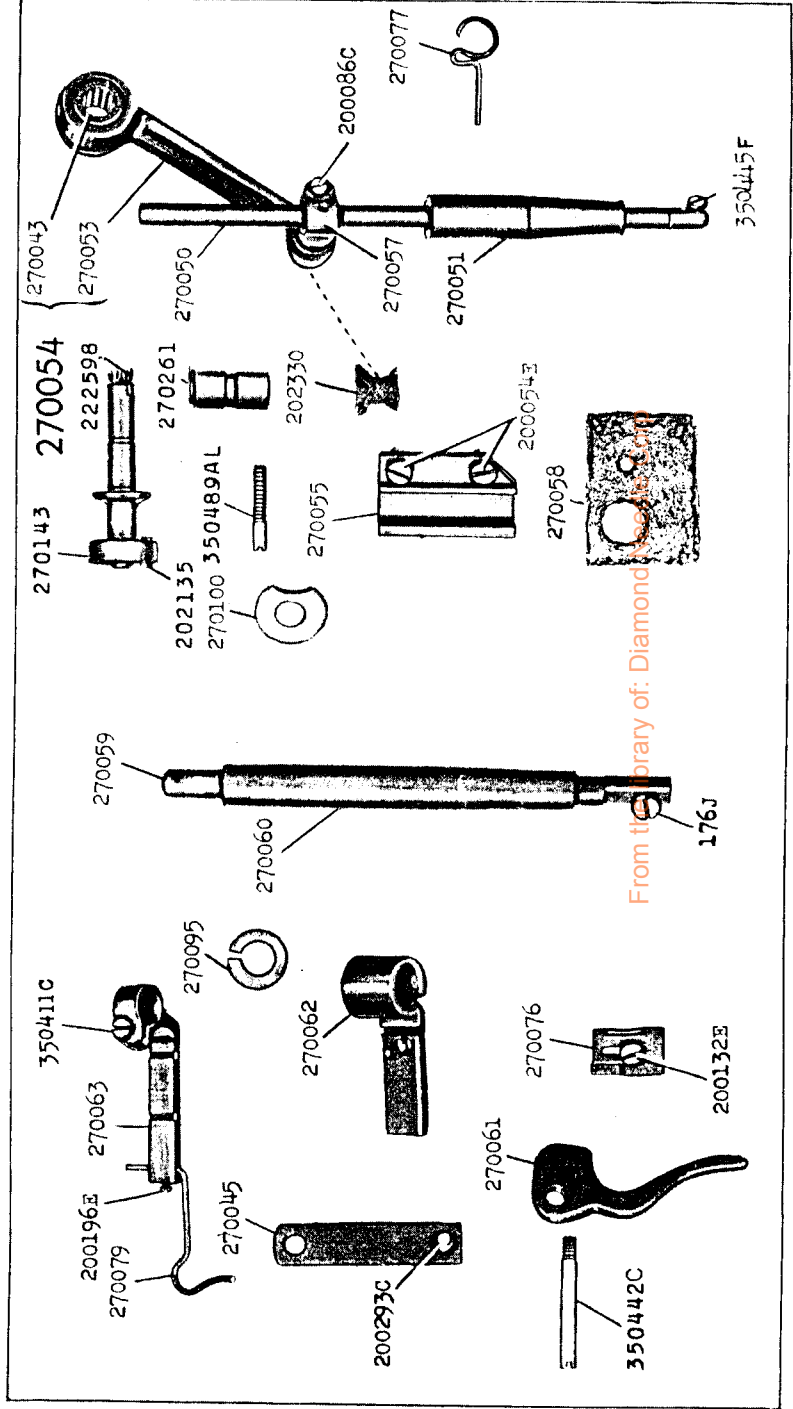
Needles in Containers marked  
 "FOR SINGER MACHINES"  
 are NOT "SINGER" made needles. 2



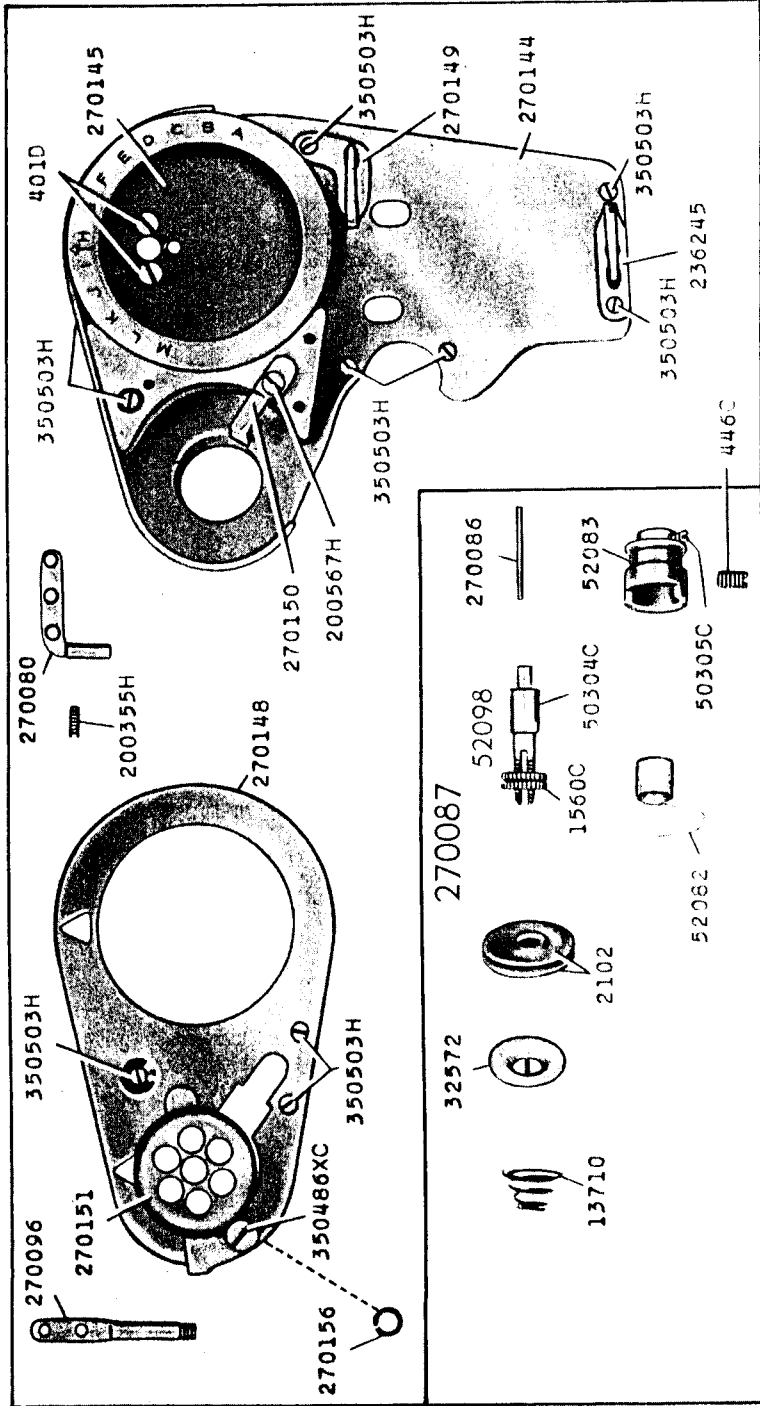
18302 - 1/2



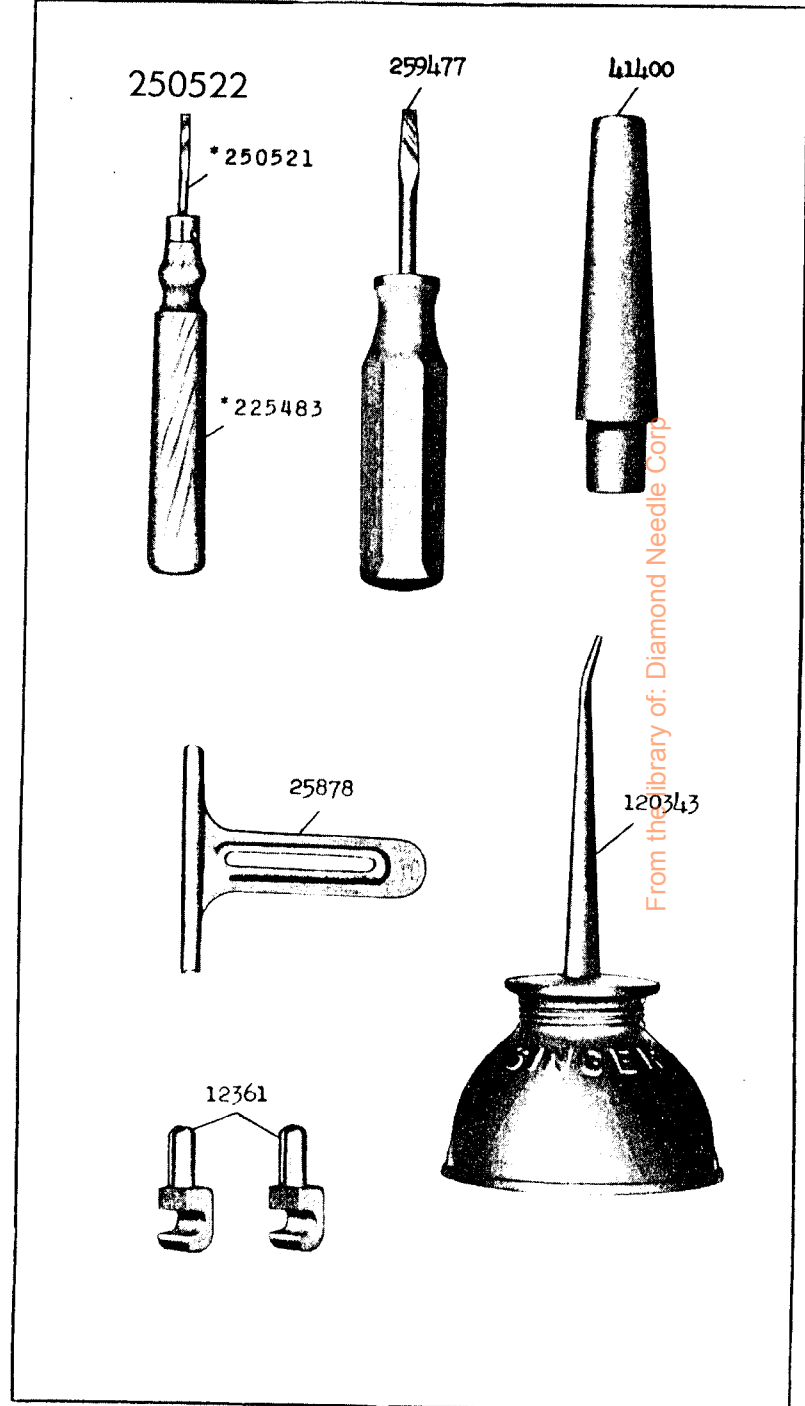
18306 - 1/2



18307 - 1/2

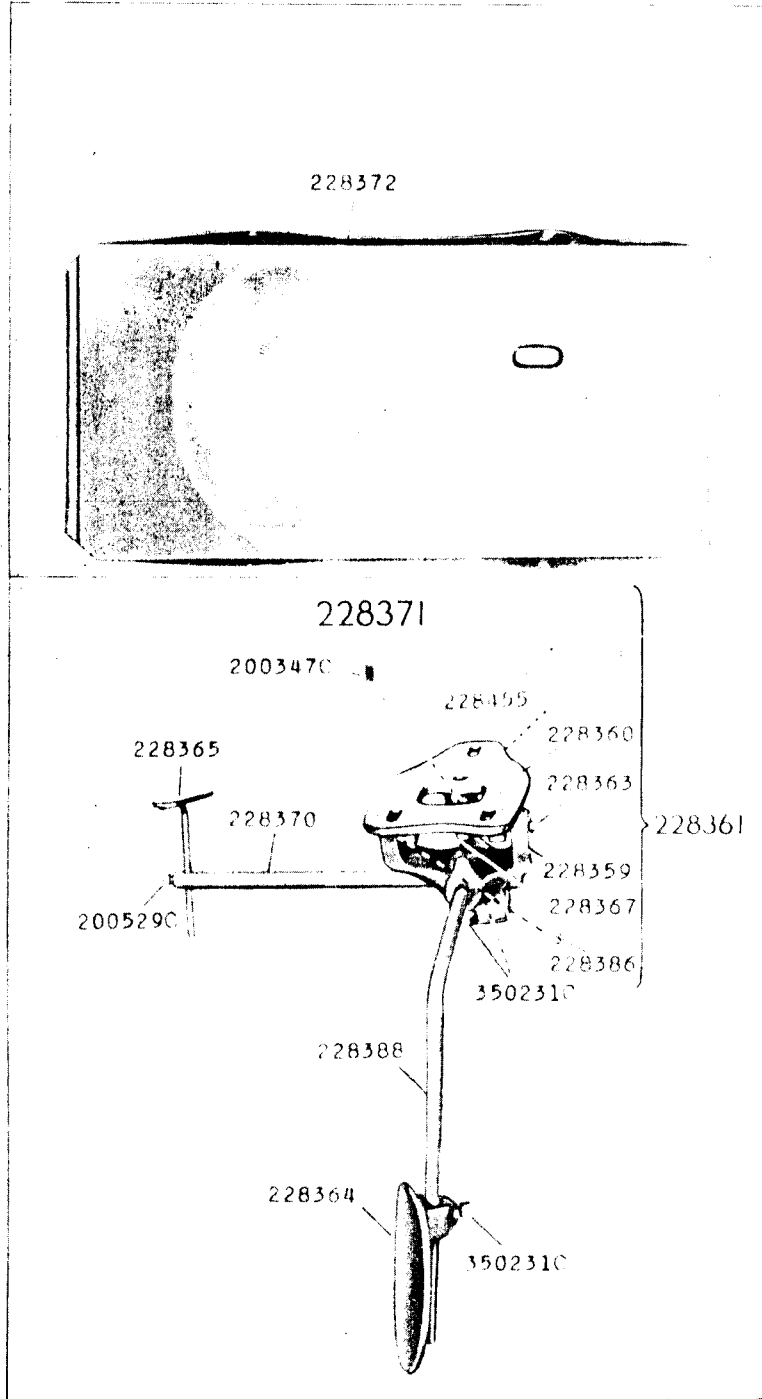


18310 - 1/2

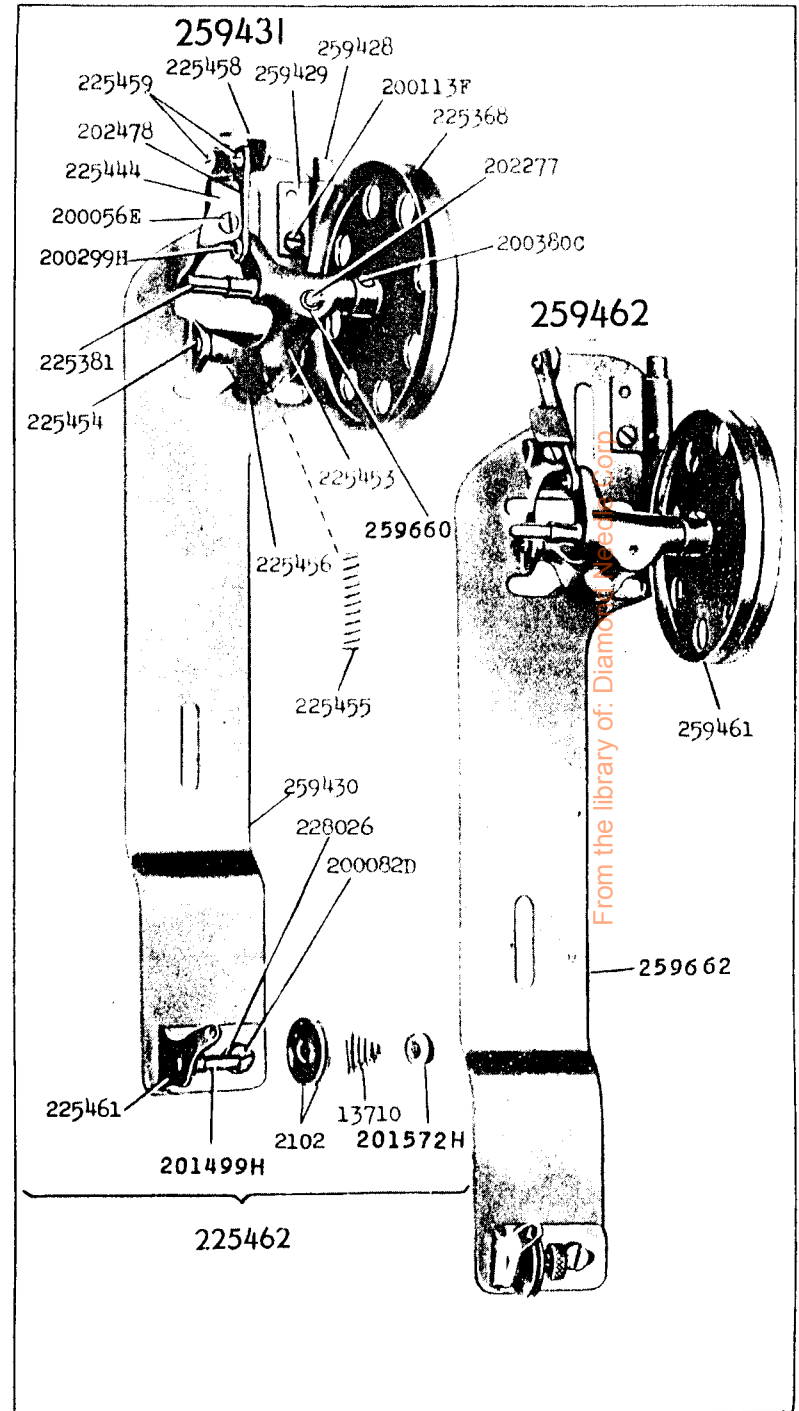


From the library of: Diamond Needle Corp

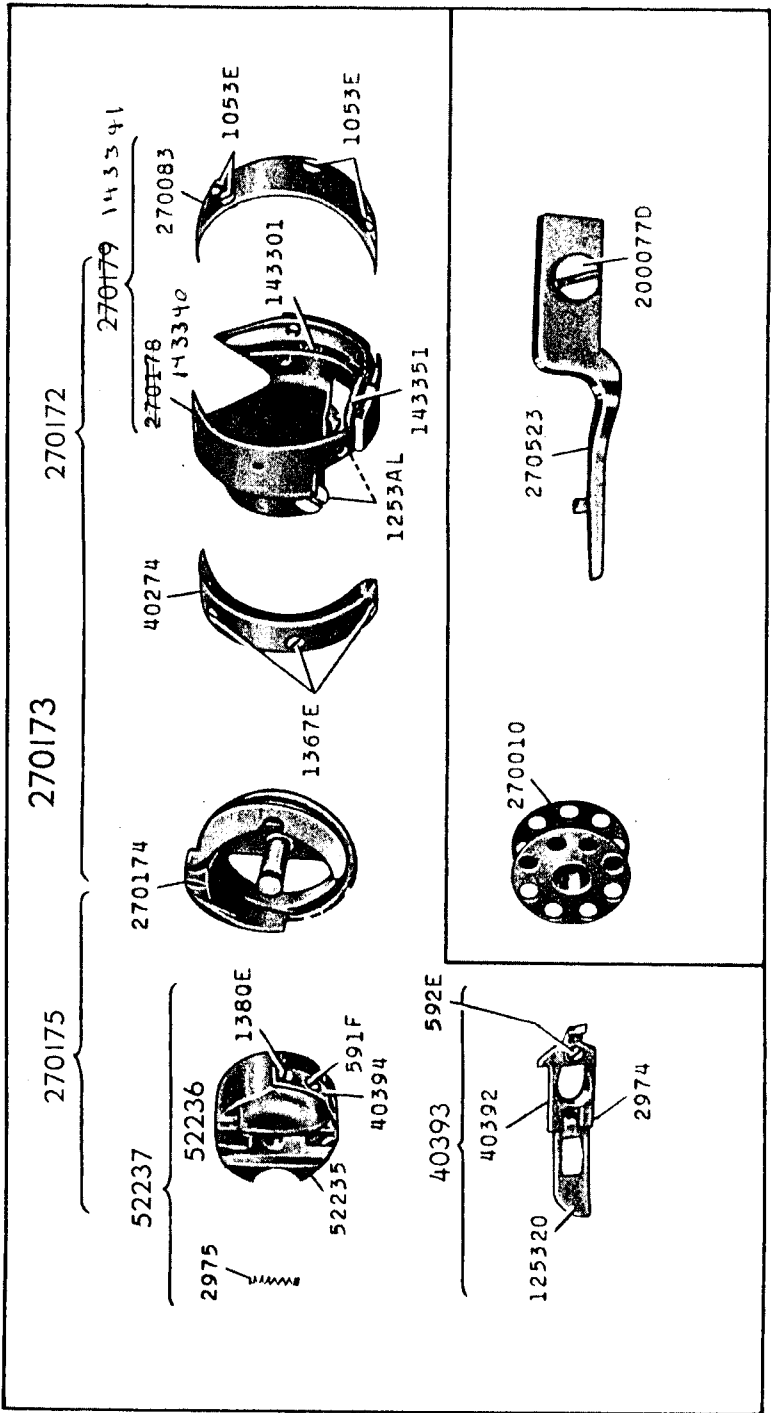
18311 - 1/4



18312 - 3/8







Genuine "SINGER" Needles should be used in "SINGER" Machines. These Needles and their Containers are marked with the Company's Trade Mark "SIMANCO" 1

Needles in Containers marked "FOR SINGER MACHINES" are NOT "SINGER" made needles. 2